






Thickness Measurement Devices DEVICE FOR THE CONTROL OF THE THICKNESS OF COATINGS






C1FPX-XXXLV1M04LN0 - 1T03XL



Features

-  Contactless device
-  Non-Destructive measurement
-  Real-time thickness control
-  Compact measuring head
Less than 10 cm and 180g
-  Measurable thickness from 100 nm up to 1 mm

Applications

-  Industrial coating
-  Automotive industry
-  Aeronautics
-  Medical coatings
-  Housing and consumer goods

Key values¹

Parameter	Symbol	Value	Unit
Measurable thickness range	E_p	0.1 - 1000	μm
Accuracy	σ_{E_p}	< 3% of measured thickness	μm
Measurement duration	t_m	< 1s	s
Measurement distance range	d_m	15 – 150	mm

References

Maximum power (W)	Wavelength (nm)	Reference
1	455	C1FP1-455LV1M04LN0 - 1T03L
1	1470	C1FP1-1470LV1M04LN0 - 1T03L
3	1550	C1FP3-15500LV1M04LN0 - 1T03L
1	980	C1FP1-980LV1M04LN0 - 1T03L
4	980	C1FP4-980LV1M04LN0 - 1T03L
10	980	C1FP10-980LV1M04LN0 - 1T03L
20	980	C1FP20-980LV1M04LN0 - 1T03L

Repeatability by thickness range¹

Thickness range (μm)	Typical RMS repeatability in 1 point (μm)		Application process
	Paint, Adhesives, polymer coatings...	Metallic, ceramic...	
0.01-0.1	±0.01	±0.01	PVD, CVD, PACVD, Electroplating
0.1-1	±0.05	±0.05	PVD, CVD, PACVD, Electroplating, Screen printing
1-5	±0.1	±0.3	PVD, CVD, PACVD, Electroplating, Anodizing, Spray, Screen printing
5-50	±0.3	±1	Anodizing, Electroplating, Galvanizing, Spray, Screen printing
50-300	±1	±2	Thermal spray, Cold spray, Galvanizing, Spray
300-1000	±3	±5	Thermal spray, Cold spray

Absolute maximum rating (Ta = 23°C)

Parameter	Symbol	Value	Unit
Supply voltage	V _p	100 - 240	V
Supply voltage frequency	f _p	50 - 60	Hz
Operating temperature	T _n	-5 to +50	°C










Mechanical and optical characteristics (Ta = 23°C)

Parameter	Symbol	Value	Unit
Optical power	P	0.01 - 150	W
Wavelength	λ	455 - 1550	nm
Dimensions of computing unit	L _c x W _c x H _c	373 x 247 x 88	mm
Weight of computing unit	m _c	3	Kg
Dimensions of standard head of measurement	L _h x W _h x H _h	86 x 41 x 32	mm
Weight of standard head of measurement	m _h	180	g


Available spot sizes and measurement distances

Spot diameter (mm)	Measurement distance (mm)	Reference of the front lens	Typical tolerances on distance (mm) ¹	
			Paint, adhesives, polymer coatings...	Metallic, ceramic... coatings
0.3	20	SP03-FL-WD20-SD0.3	±2	±0.5
0.7	20	SP03-FL-WD20-SD0.7	±2	±0.5
2.5	20	SP03-FL-WD20-SD2.5	±2	±0.5
4.9	20	SP03-FL-WD20-SD4.9	±2	±0.5
6.5	20	SP03-FL-WD20-SD6.5	±2	±0.5
0.8	40	SP03-FL-WD40-SD0.8	±4	±1
2.3	40	SP03-FL-WD40-SD2.3	±4	±1
3.3	40	SP03-FL-WD40-SD3.3	±4	±1
10	40	SP03-FL-WD40-SD10.0	±4	±1
12	40	SP03-FL-WD40-SD12.0	±4	±1
8.8	100	SP03-FL-WD100-SD8.3	±10	±4
11.8	150	SP03-FL-WD150-SD11.8	±20	±10

 Available measuring head references

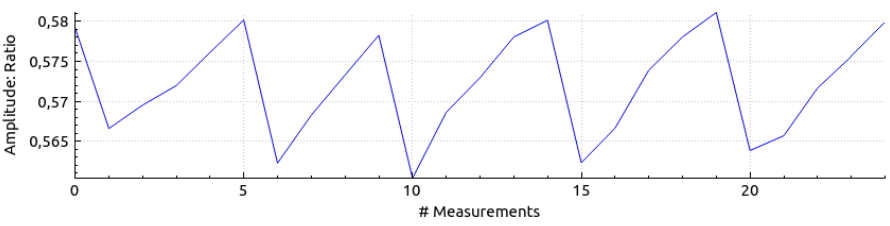
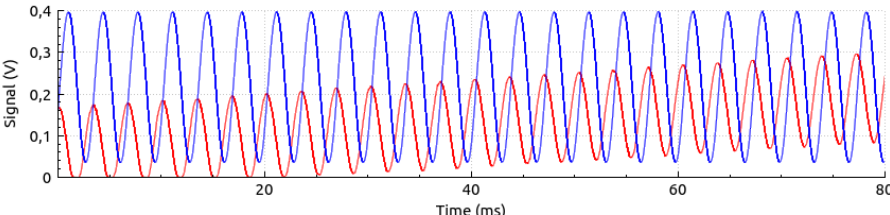
Reference	T030	T031	T032
			
			
			
Size (mm) $L_c \times W_c \times H_c$	86 x 41 x 32	120 x 66 x 66	111.5 x 61 x 61
Weight (g)	180	500	500
AS06-OM-TS-MN – Orthogonal module static available	Yes	Yes	Yes
AS06-OM-TD-MW – Orthogonal module dynamic available	No	Yes	No
Average increase in repeatability compared to T030 reference	X1.0	X2.5	X2.5
Effective measurement distance shift compared to front lens indication	-1.0	-6.5	-5.5

Signal testing software view



enovasense
BEHIND THE INVISIBLE

BACK



TEN100 (10.42.0.100) Add modules

Frequency: 300 Hz

Voltage: 0.35 V watts?

Heating time: 60 ms

Measuring time: 80 ms

Pause time: 10000 ms

Phaseshift: -71.31

Phaseshift stability: 0.071868

START


STOP

RESET

LOAD...


EXPORT...

Fast calibration software view



enovasense
BEHIND THE INVISIBLE

BACK



Selected Module: 1

LOAD CONFIG...

Current config: LIBRATION/TOY-980-SS-A-N

FAST_CALIBRATION TOY-980-SS-A-N LOAD DATA

ADD... 96.5

TRAIN

SAVE AND EXPORT

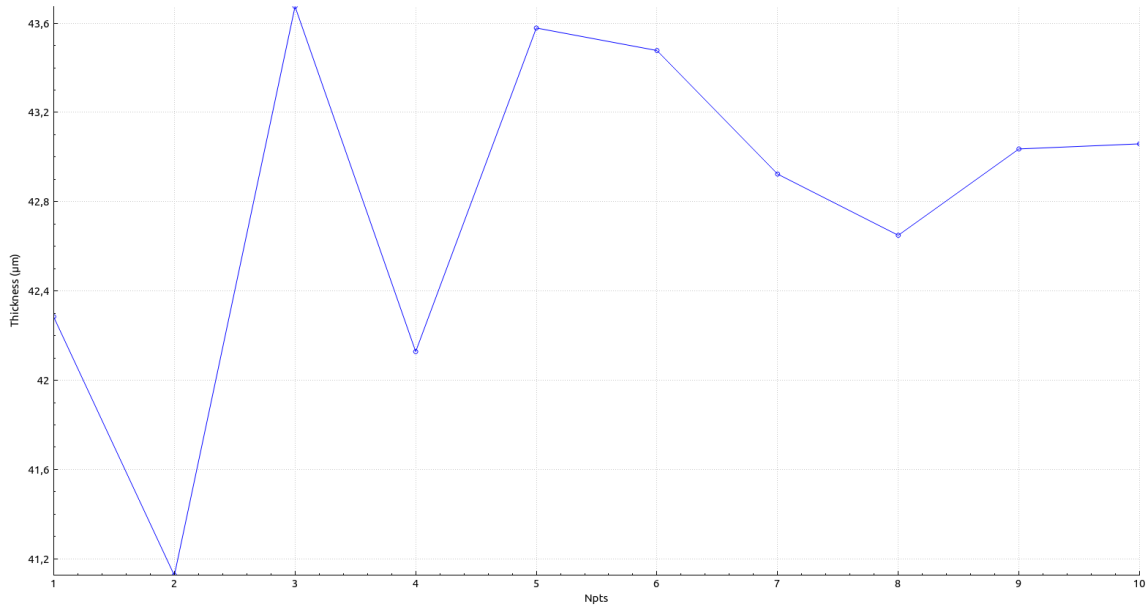
25

DELETE

DELETE ALL

Input number: 1

BACK



Module Select: 1

Thickness:

43.1 µm

Average:

42.8 µm

Standard deviation:

0.742 µm

Current calibration:

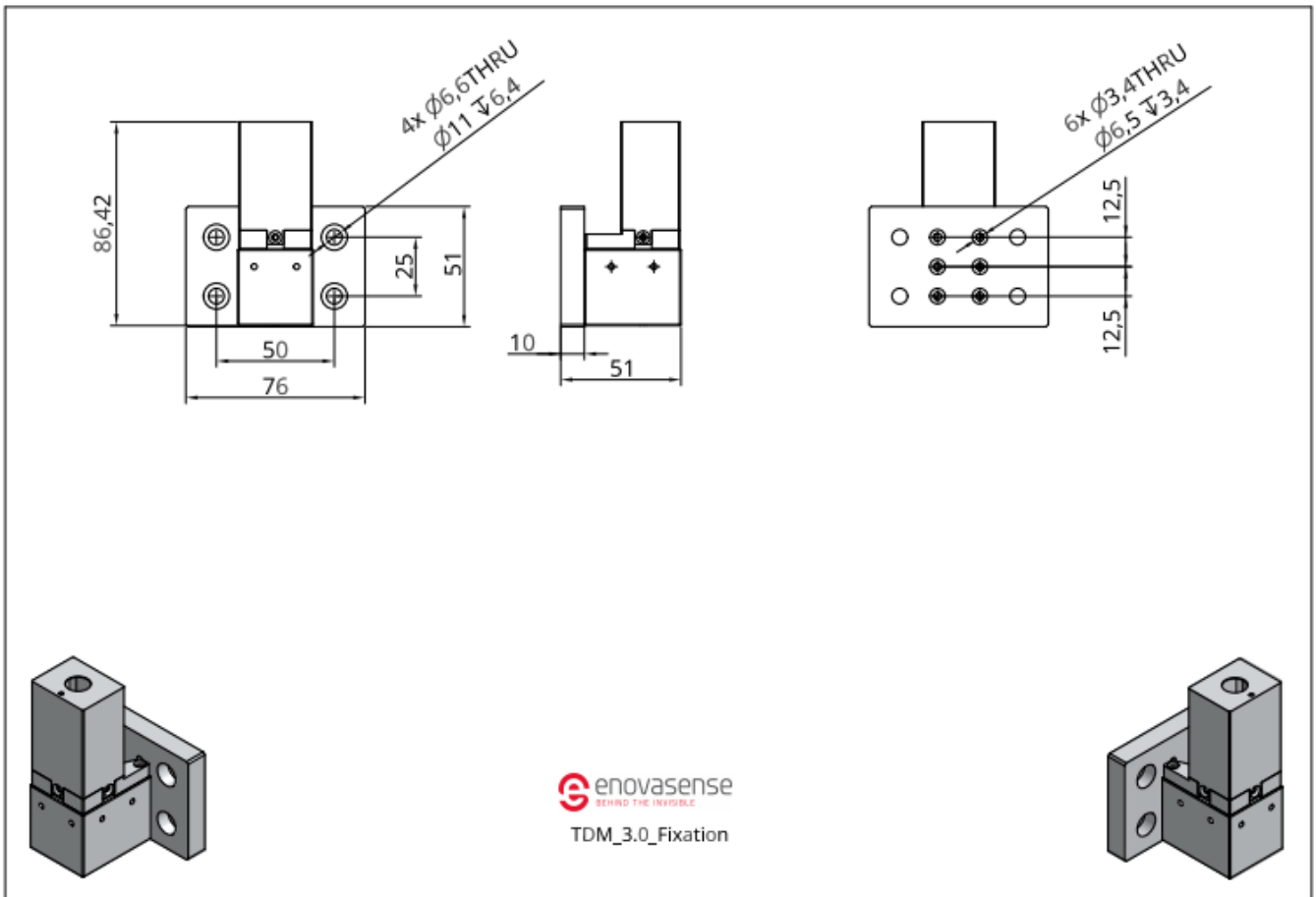
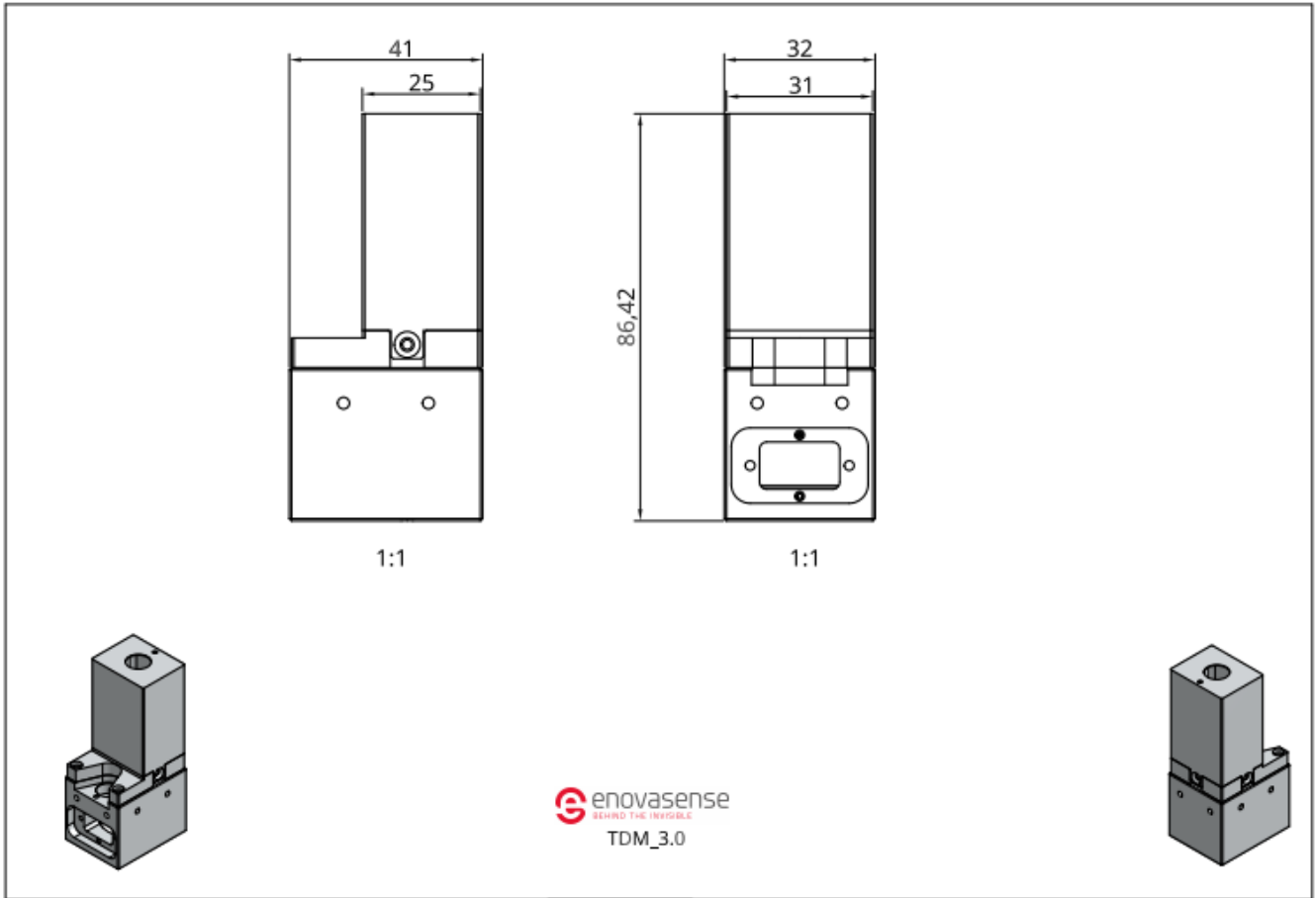
TOY-980-SS-B-N

Nmeasurements: 10

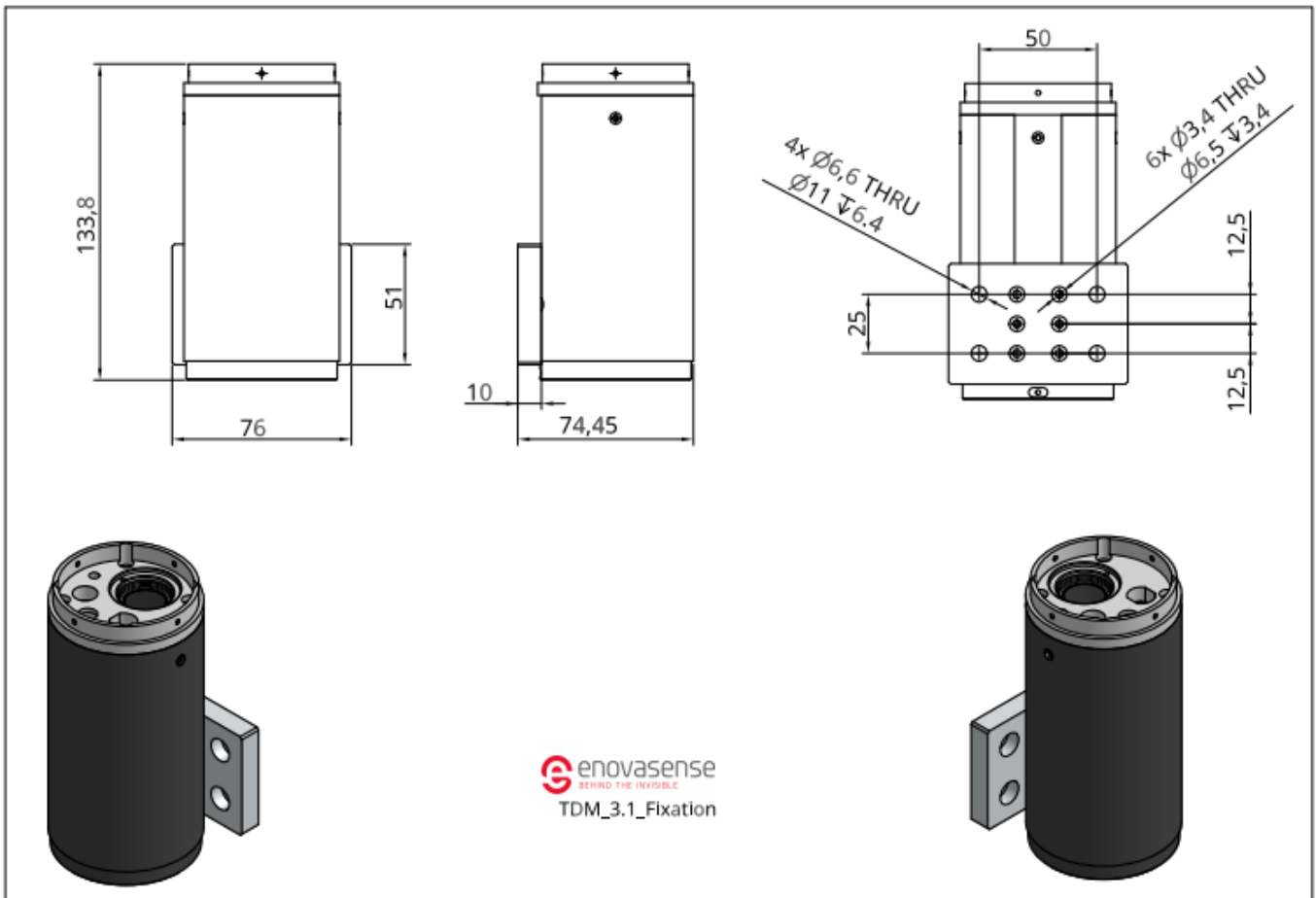
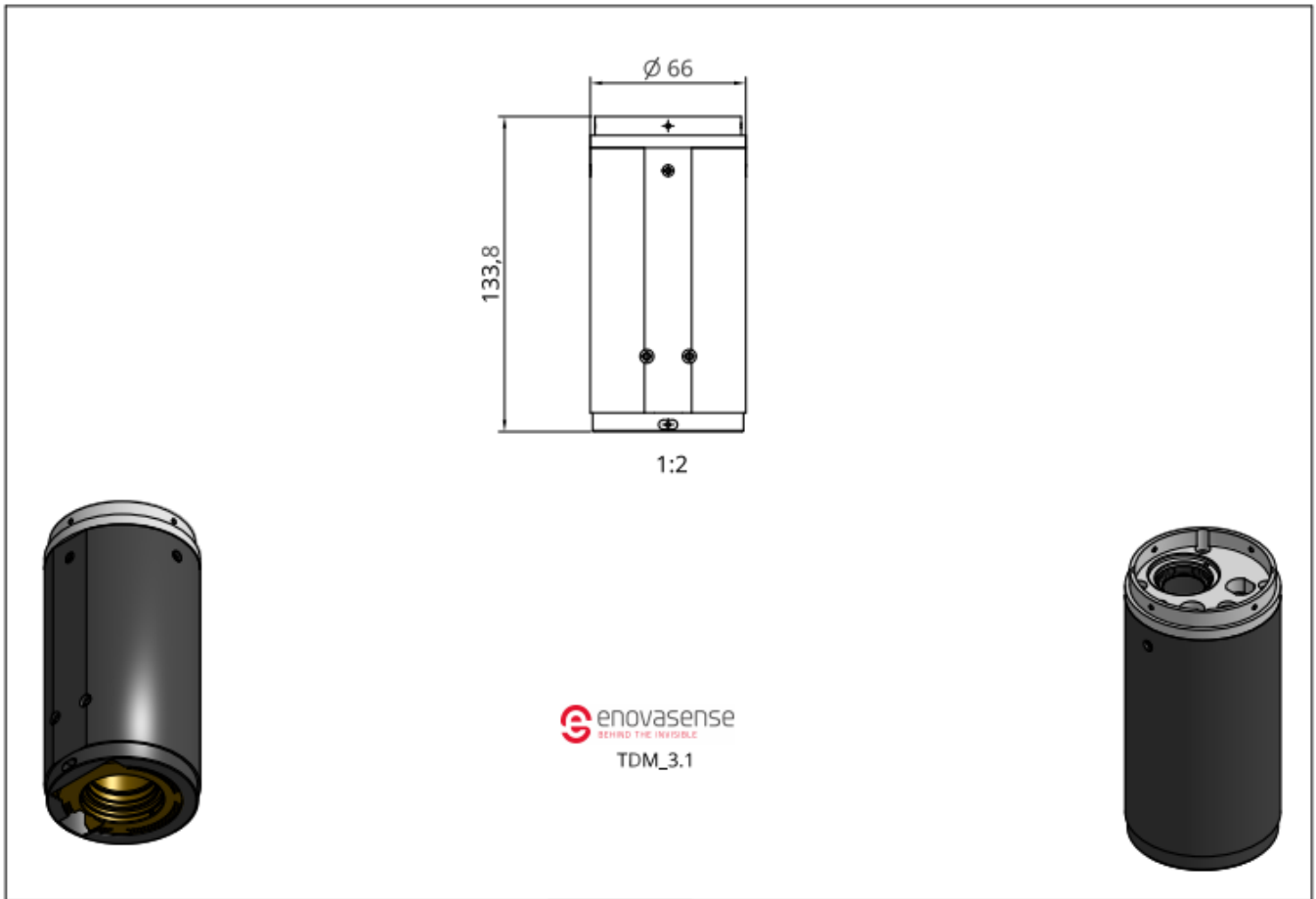
Pause between measurements (ms): 5000

START STOP RESET

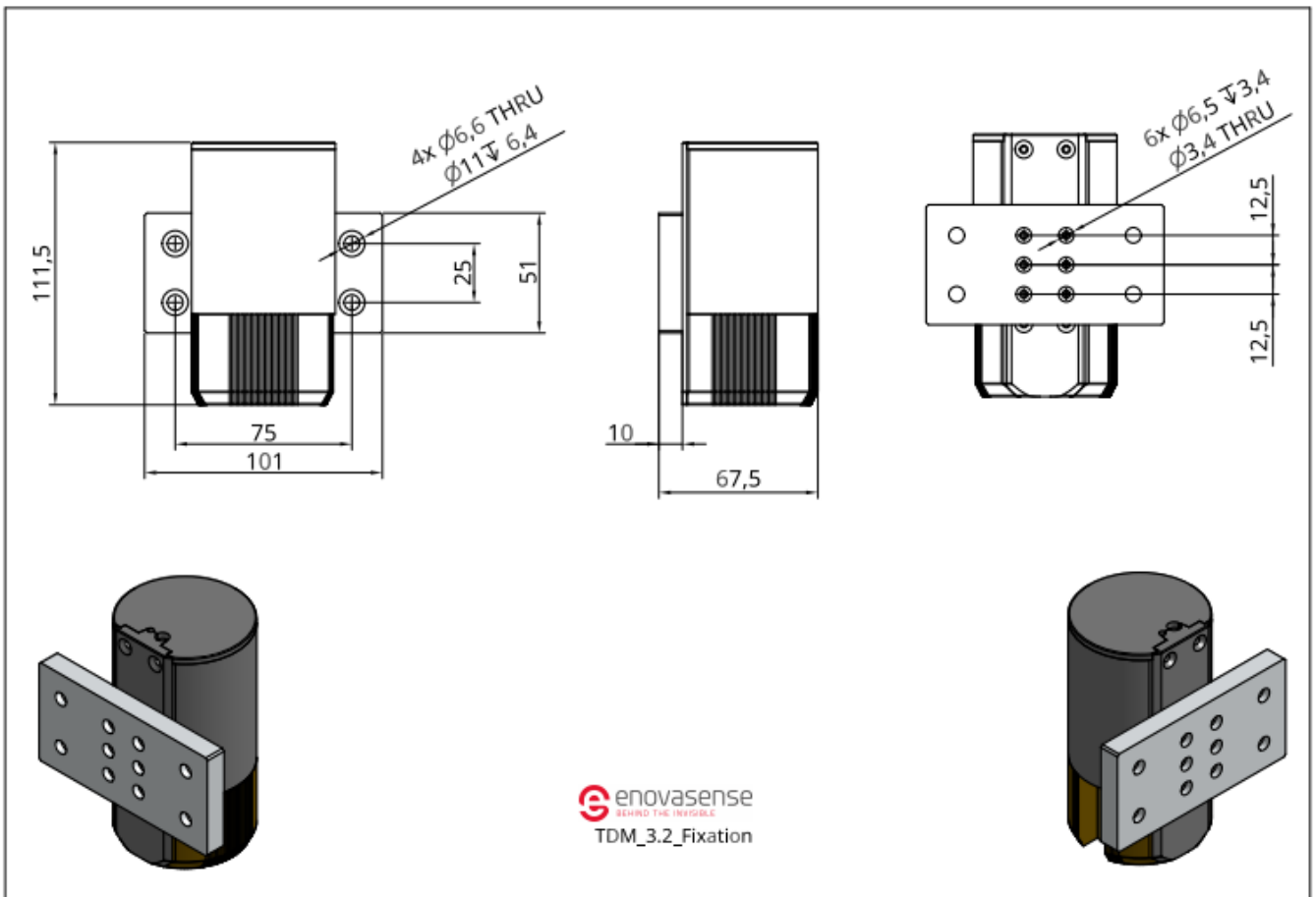
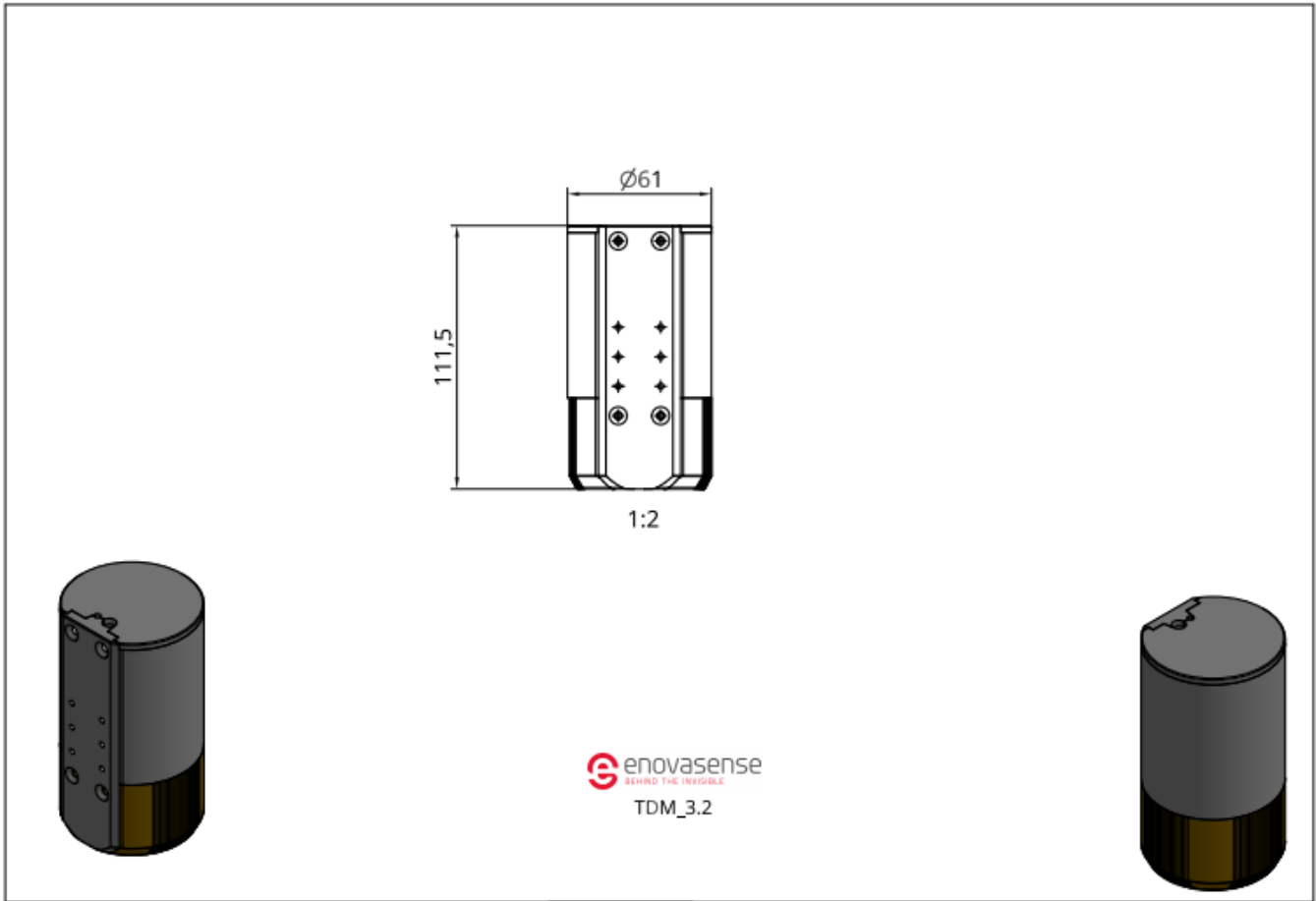
 Measuring head T030





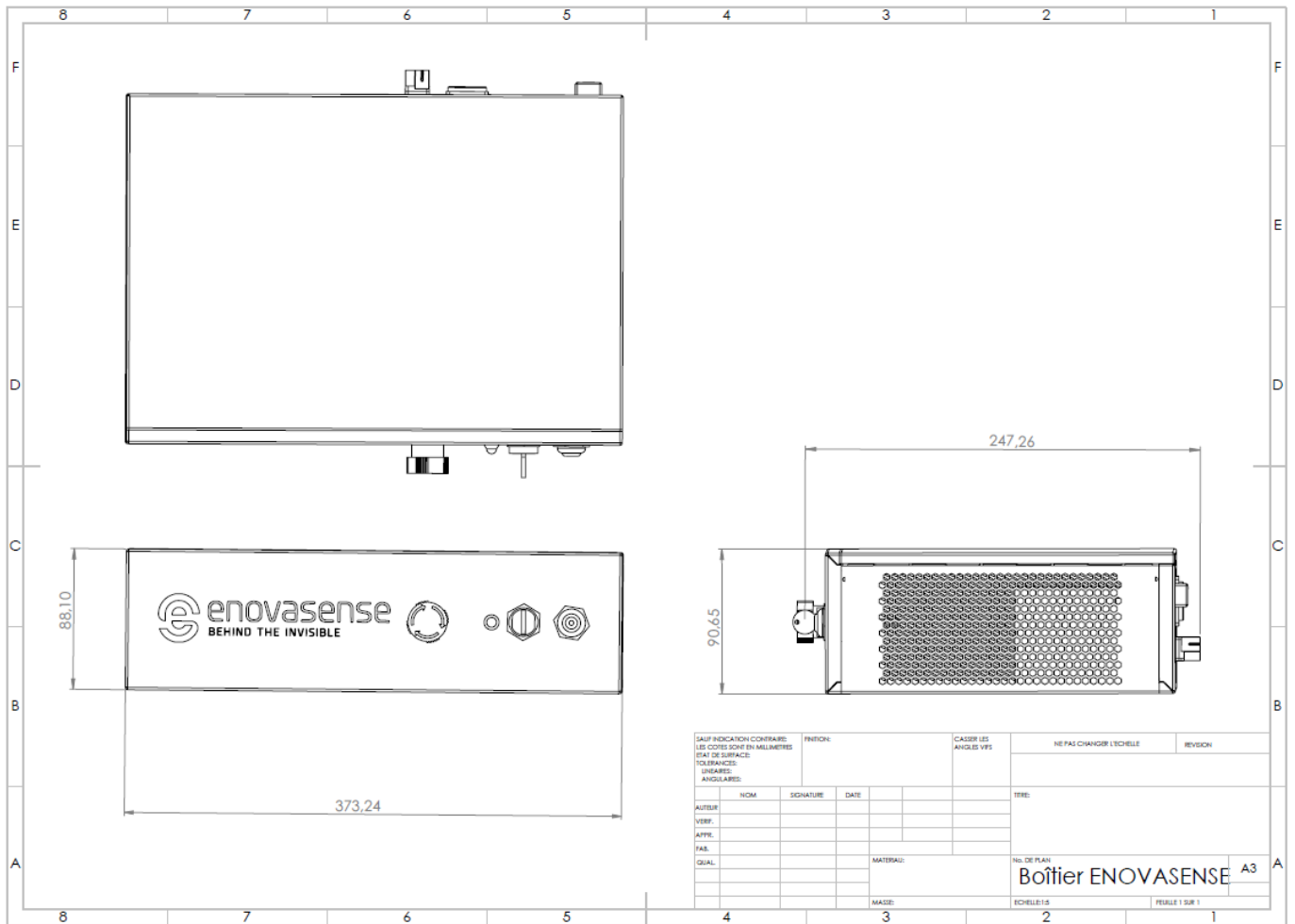
 Measuring head T031



 Measuring head T032



 Command box



 Package content

Designation	Quantity
Computer with EU power adaptor	1
Enovasense TPS computing unit	1
EU Power cable	1
HDMI cable	1
Optical fiber	1
LEMO cable	1
Enovasense Measuring head T03	1
Front lens SP03-FL	1
Enovasense standard software	1
1-year warranty	1
CE certificate	1
Quality control certificate	1

¹Performances values given in this document are typical values obtained with this device but can vary from one application to another. For a diagnosis of those performances on specific samples, please contact Enovasense.

Contacts

Germany
POLYTEC GMBH
Peter Schullerer
p.schullerer@polytec.de
+49 7243 604-3700
Polytec-Platz 1-7
76337 Waldbronn
Germany

Japan
OPTOSCIENCE
Michihiro Morita
morita@optoscience.com
+81 3-3356-1064
Naitocho Bldg.. 1. Naitocho.
Shinjuku-ku. Tokyo 160-0014
Japan

United States
TED
Jeremy Capling
jeremyc@tedndt.com
+1 313-686-7875
1370 Piedmont
Troy. Michigan 48083-1917
United States

ENOVASENSE
Geoffrey Bruno
geoffrey.bruno@enovasense.com
+33 1 46 70 93 96
Villejuif Biopark
1. mail du Professeur Georges Mathé
94800 Villejuif
France



www.enovasense.com

ENOVASENSE SAS
1 Mail du Professeur Georges Mathé. Villejuif BioPark. 94800 Villejuif. FRANCE
Phone : (+33) 1 46 70 93 96. Mail : contact@enovasense.com
VAT N° FR 28 791516578. SIRET N° 791 516 578 00022 CRETEIL